

Army Navy Country Club

Fairfax

Golf Scorecard History/Archive



Revised 7/30/2019

Introduction: Scorecards change due to changes in the golf course configuration (routing), yardages, hole handicaps, and key personnel (e.g. head golf professional and golf course superintendent), not to mention the desire to have more aesthetically pleasing scorecards. Most of these reasons apply to Army Navy Arlington. The ANCC Foundation has initiated a scorecard and related material collection, but our collection is far from complete.

Unfortunately, scorecards seldom include a issue/revision date (our current supplier, Golf Associates, started including a date in 2016). Therefore, we have used indicators such as course configuration, the named golf professionals and golf course superintendents, committee minutes, and scorer dated scorecards (several provided by the USGA Museum), not to mention gut instinct, to estimate dates. If you have any clarifying / amplifying information in this regard, your sharing it with the Foundation (info@anccfoundation.org) would be most appreciated.

Fairfax Country Club

Our Fairfax course is the first Mid-Atlantic creation of fabled golf course architect **Robert Trent Jones, Sr.** Originally called Fairfax Country Club (FCC) and owned by a partnership led by **John S. Connolly, Sr.** (from 1932-1936 the course superintendent at ANCC Arlington), its first nine opened in 1940 and the second nine in 1946.

SCORE CARD													
PLAYER 1 _____ 3 _____							PLAYER 1 _____ 3 _____						
Replace Divots 2 _____ 4 _____							Replace Divots 2 _____ 4 _____						
Hole	Yards	Par	1	2	3	4	Hole	Yards	Par	1	2	3	4
1	400	4					10	490	5				
2	190	3					11	370	4				
3	390	4					12	153	3				
4	170	3					13	577	5				
5	490	5					14	340	4				
6	375	4					15	417	4				
7	170	3					16	450	4				
8	550	5					17	180	3				
9	390	4					18	405	4				
Out 3125 35							In 3382 36						
							Out 3125 35						
							Tot. 6507 71						
HANDICAP							HANDICAP						
NET SCORE							NET SCORE						

This “scorecard” is from the topographical survey done for Connolly in May, 1945

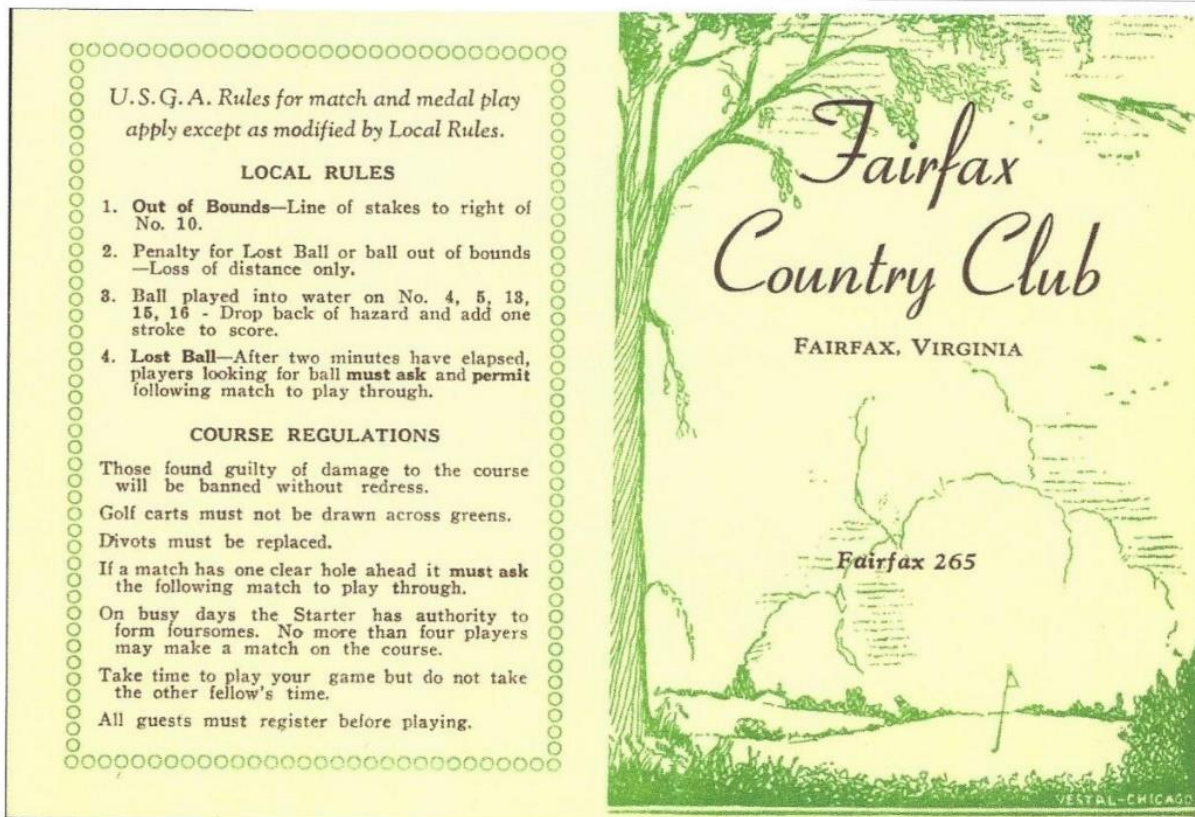


Robert Trent Jones “General Plan” for Fairfax Country Club Estates, January 1940

Fairfax Country Club Scorecard- 1953

This scorecard was known to be in use in 1953. Note that the total yardage of the course has been reduced by 376 yards from the 1945 "scorecard.

The only known change post-1953, pre-ANCC change (circa 1955) was the movement of the pond from in front of the 4th (now Red #4) green to an area in the upper portion of the current pond. While we lack a scorecard from 1955 – 1958, it is quite possible that a card virtually identical, if not identical, to the 1953 version was used given that the pond movement would not have changed the routing or the yardage. (Note: Fairfax 265 is a phone number)

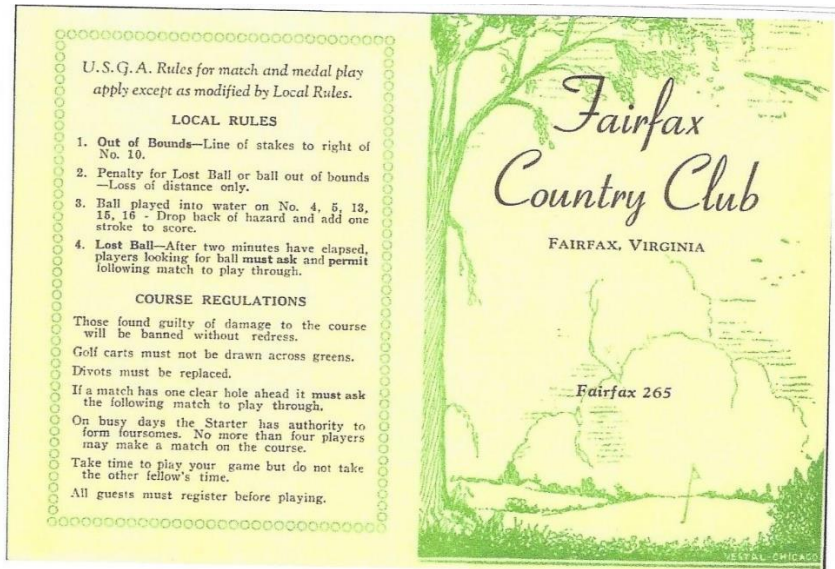


Please Replace Divots!			MATCHES				LADIES' PAR	DATE			MATCHES				LADIES' PAR
HOLE	YARDS	PAR MEN'S	WE WON + LOST HALF	HANDICAP STROKES	THEY WON + LOST HALF	HOLE		YARDS	PAR MEN'S	WE WON + LOST HALF	HANDICAP STROKES	THEY WON + LOST HALF	LADIES' PAR		
1	364	4		14		4	10	440	5		12		5		
2	190	3		6		3	11	400	4		3		4		
3	333	4		11		4	12	154	3		17		3		
4	160	3		15		3	13	515	5		4		5		
5	510	5		5		5	14	342	4		10		4		
6	354	4		9		4	15	441	4		1		5		
7	142	3		18		3	16	399	4		8		5		
8	545	5		2		6	17	174	3		7		3		
9	337	4		13		4	18	331	4		16		4		
OUT	2935	35				36	IN	3196	36				38		
SCORER _____							OUT	2935	35				36		
ATTEST _____							TOT.	6131	71				74		
							HANDICAP								
							NET SCORES								

VESTAL FORM 203 CHICAGO

Fairfax Country Club “JBR” Scorecard - 1953

This scorecard is identical to the previous scorecard and provides proof that it was in-use in 1953



HOLE	YARDS	PAR	MATCHES				LADIES' PAR	DATE	HOLE	YARDS	PAR	MATCHES				LADIES' PAR
			WE	THEY	WON	LOST						WE	THEY	WON	LOST	
1	364	4					May 11, 1953	10	440	5						
2	190	3						11	400	4						
3	333	4						12	154	3						
4	160	3						13	515	5						
5	510	5						14	342	4						
6	354	4						15	441	4						
7	142	3						16	399	4						
8	545	5						17	174	3						
9	337	4						18	331	4						
OUT	2935	35						IN	3196	36						
								OUT	2935	35						
								TOT.	6131	71						
								HANDICAP								
								NET SCORES								

Handwritten notes on scorecard: "Winnatt Middleton" and "Fairfax C.C. Fairfax, Va."

Provided by the USGA Museum

Who was “J.B.R”?

JBR was Jack B. Redmond, a PGA professional and Yale University golf coach who played in the 1927 British Open. But he is best known as a “trick shot artist” who toured the world giving exhibitions of his skills. He is reputed to have played 2,800 unique courses in 41 countries. Redmond kept meticulous scorecards of all his rounds and willed his collection to the USGA museum. On November 9, 1939 his playing companions were “Bill Popham” and LTCOL Kenneth Buchanan, who as a Colonel won the ANCC Men’s Club Championship in 1945.



Jack Redmond hitting a trick shot atop the Whitehall Building in Lower Manhattan. (Photo courtesy of Corbis Archive)

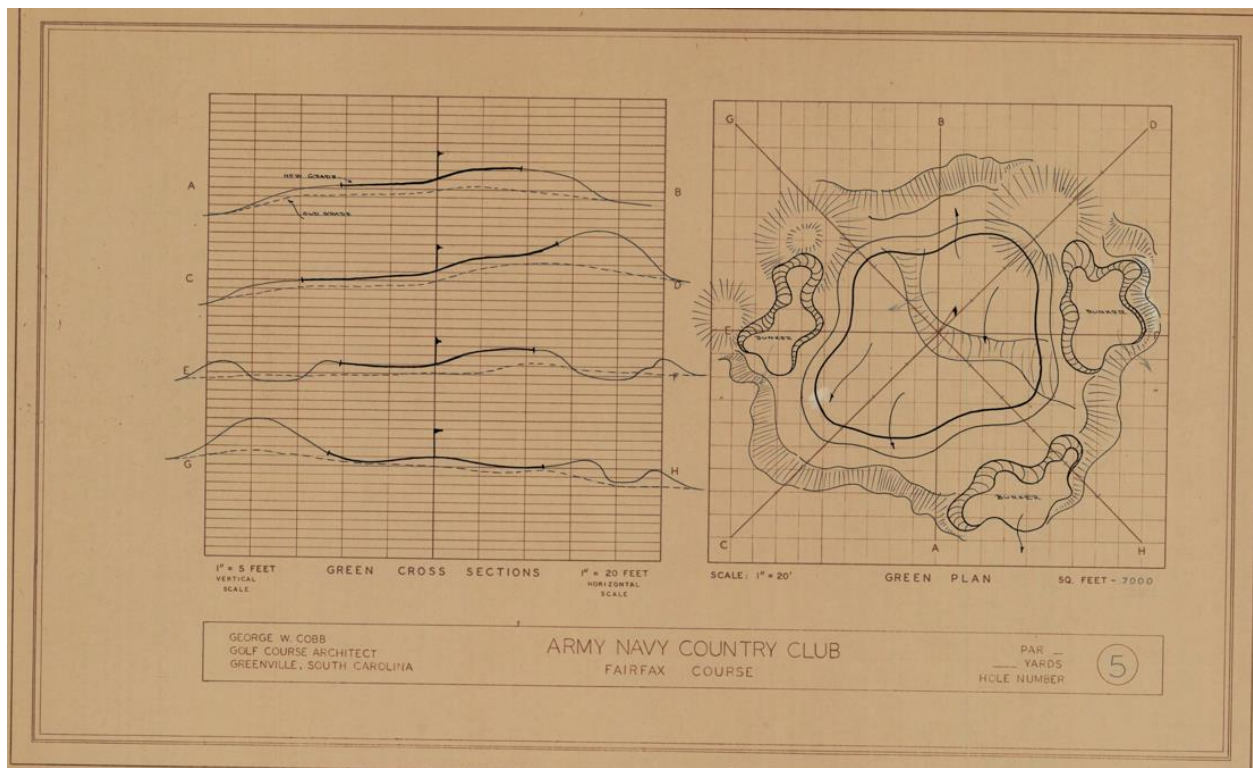
George W. Cobb Changes

Shortly after procuring FCC in 1958, ANCC called in golf course architect **George W. Cobb** to ascertain what improvements could be made. Although Cobb recommended several minor changes, the major routing changes involved two holes that no longer exist - #3 and #14.

No scorecard is available for this layout.



1962 Aerial Photograph of the Extension of Hole #14 Under Construction



George W. Cobb #5 Green Complex Change Drawing (Circa 1959)

(Note: Original #5 is today's Red #7. However, current green site is to the left of the original)

Algie Pulley – 1968 Changes


In 1968 the first major changes were made to the Fairfax course. In order to make space for a driving range, swimming pool, tennis courts and additional parking, the original 1st and 2nd holes were eliminated. Additionally, the original par 5 #8 was truncated into a par four (today's White #10) and two replacement holes were introduced (#6, today's Red #5, and #7, today's Red #6). The front nine order of play was also altered (the back nine remained unchanged). The below card was lifted from an Algie Pulley drawing. The facing scorecard is from the period after the Pulley changes

CARD FOR COURSE

<u>HOLE</u>	<u>CHAMP.</u>	<u>REG.</u>	<u>LADIES</u>	<u>PAR</u>
1	460	420	380	4
2	335	323	310	4
3	148	135	123	3
4	403	386	370	4
5	177	167	135	3
6	410	390	350	4
7	500	480	440	5
8	486	482	425	5
9	326	313	310	4
OUT	3245	3096	2843	36
10	435	433	430	4
11	396	384	374	4
12	167	148	138	3
13	506	486	476	5
14	475	457	440	5
15	430	416	403	4
16	387	373	368	4
17	187	165	152	3
18	352	335	318	4
IN	3335	3197	3099	36
OUT	3245	3096	2843	36
TOTAL	6580	6293	5942	72

Post-1968 Scorecard

This scorecard dates from after the Pulley-designed changes (1968) but probably pre-dates the subsequent card for two reasons. First, it only lists Steve Tobash as the Professional without a credit for the Golf Course Superintendent, a practice that was followed on later scorecards. Also, the scorecard lacks the name of a supplier, something that appears on subsequent scorecards.



Army Navy Country Club
 Fairfax Course • Fairfax, Virginia
 Steve Tobash, Professional



**Men: Course Rating/
Slope**
 BLUE 71.8/126
 WHITE 70.9/124
 RED 68.2/118

Women: Course Rating
 WHITE 74.6
 RED 72

U.S.G.A. RULES GOVERN PLAY

Out of Bounds - defined by boundary fence and white stakes. Rule 27.
Water Hazards - defined by yellow lines. Where no line exists use break of ground into hazard. Rule 26.
Lateral Water Hazard - defined by red lines. Where no lines exist use break of ground into hazard. Rule 26.
Ground under repair - defined by white lines. Rule 25-1.
Newly planted trees or shrubs - defined by orange ribbons or stakes. Rule 25-1.
Obstructions - Cart paths, macadam surfaces and extension of paths marked by white paint. Rule 24.

LOCAL RULES

Embedded ball - Through the green, may be lifted, cleaned and dropped, no penalty. Local Rule page 83.
Preferred Lies - Ball on own fairway may be lifted, cleaned and placed six inches from original lie. No penalty. Local Rule page 87.
Breach of Local Rules - stroke play, two strokes - match play, loss of hole.

	435	396	162	513	475	430	384	187	360	3342	6480	POSTING SCORE
	433	384	148	496	457	416	373	165	347	3219	6215	
	4	4	3	5	5	4	4	3	4	36	72	
	②	⑧	⑱	⑥	⑫	④	⑩	⑮	⑭			
	10	11	12	13	14	15	16	17	18	IN TOTAL		
	②	⑩	⑮	④	⑥	⑫	⑧	⑮	⑭			
	430	379	141	443	409	411	354	153	323	3043	5737	
	5	4	3	5	5	5	4	3	4	38	74	
	NET											

Player Attesting _____

	374	335	150	387	175	417	482	492	326	3138
BLUE	364	323	147	364	167	362	466	490	313	2996
WHITE	4	4	3	4	3	4	5	5	4	36
PAR	③	⑪	⑰	⑨	⑬	⑦	⑤	①	⑮	
Handicap										
Hdcp	+									
HOLES	1	2	3	4	5	6	7	8	9	OUT
Hdcp	-									
Handicap	③	⑦	⑰	⑮	⑪	⑤	⑨	①	⑬	
RED	339	320	129	288	133	347	415	413	310	2694
PAR	4	4	3	4	3	4	5	5	4	36

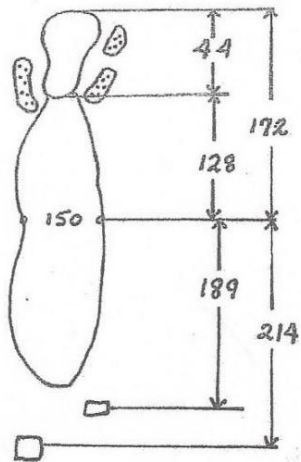
Scorer _____ Date _____

Fairfax "Yardage" Booklet – 1976/1978

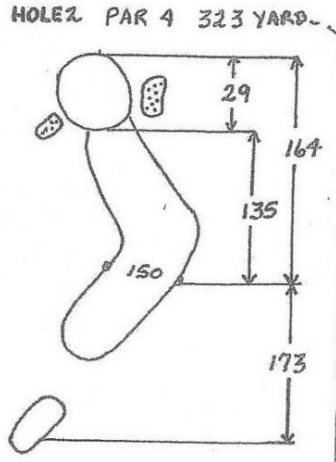
This "Yardage" booklet was an interim measure issue to augment the pictorial scorecard on the previous page. Although rather amateurish, it was probably considered to be a breakthrough at the time. It also contains more detail (specifically green depth) than was shown on the Arlington version of the 1978 pictorial, yardage scorecard.

ARMY NAVY
COUNTRY CLUB
FAIRFAX COURSE
18 HOLES

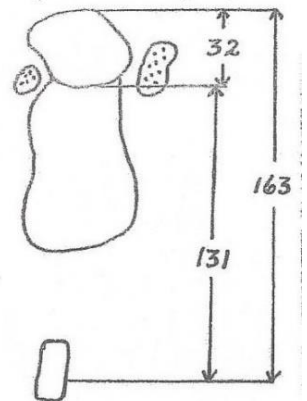
YARDAGE



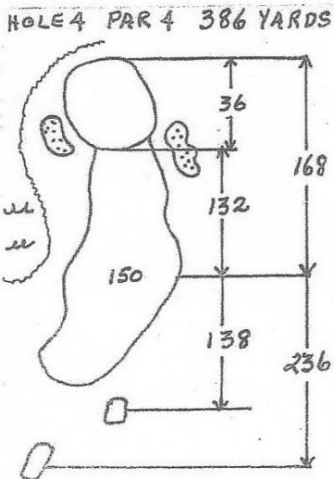
HOLE 1 PAR 4 364 YARDS



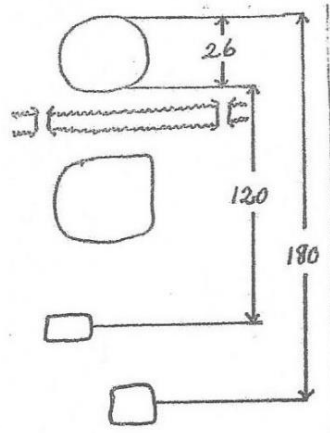
HOLE 2 PAR 4 323 YARDS



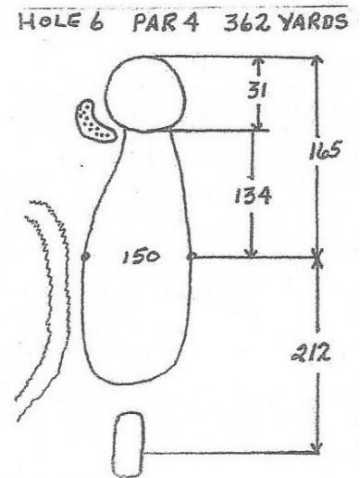
HOLE 3 PAR 3 147 YARDS



HOLE 4 PAR 4 386 YARDS

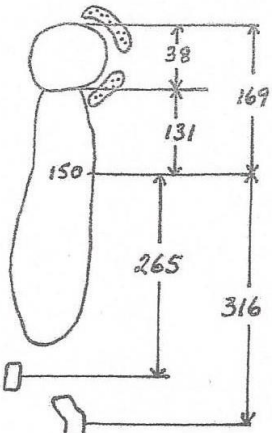


HOLE 5 PAR 3 167 YARDS

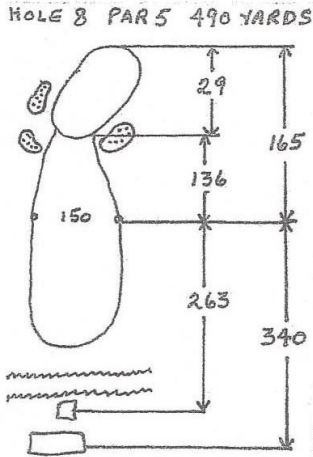


HOLE 6 PAR 4 362 YARDS

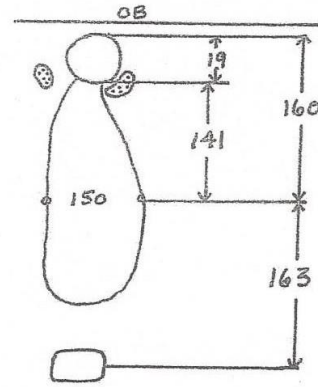
Fairfax "Yardage" Booklet Continued



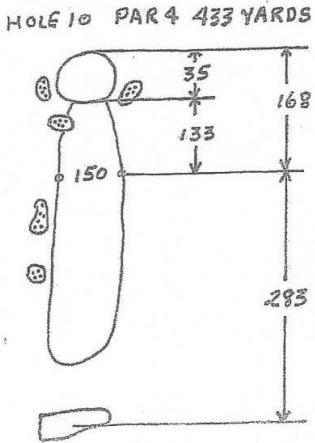
HOLE 7 PAR 5 466 YARDS



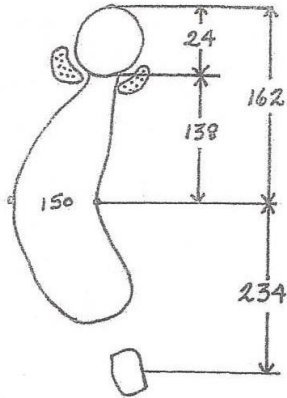
HOLE 8 PAR 5 490 YARDS



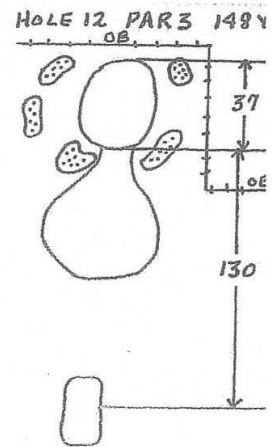
HOLE 9 PAR 4 313 YARDS



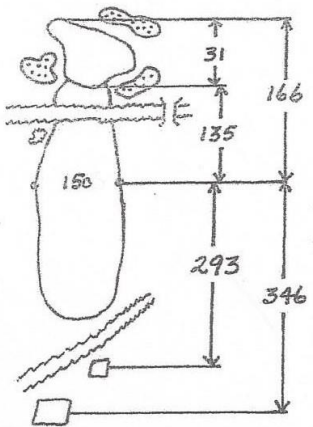
HOLE 10 PAR 4 433 YARDS



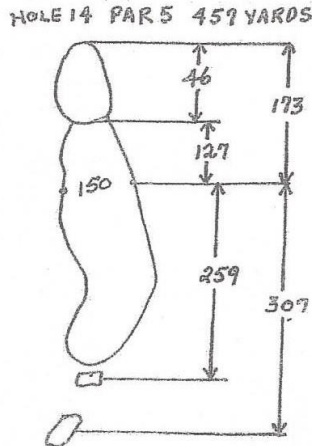
HOLE 11 PAR 4 384 YARDS



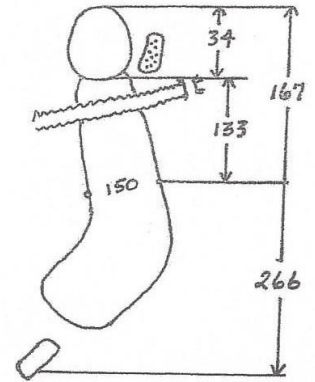
HOLE 12 PAR 3 148 YARDS



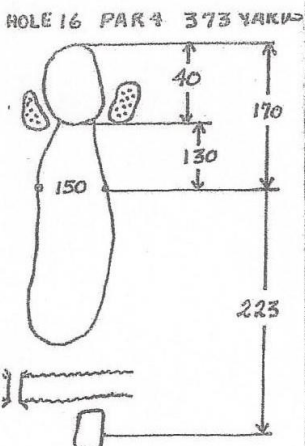
HOLE 13 PAR 5 496 YARDS



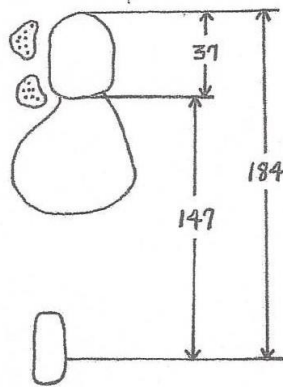
HOLE 14 PAR 5 457 YARDS



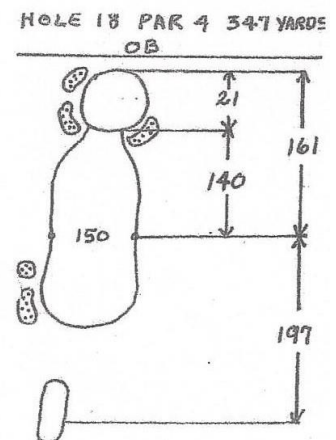
HOLE 15 PAR 4 416 YARDS



HOLE 16 PAR 4 373 YARDS



HOLE 17 PAR 3 165 YARDS



HOLE 18 PAR 4 347 YARDS

1978 Fairfax Scorecard

(Pictorial with Yardages)

The pictorial scorecards with yardages were issued on April 1, 1978.



**ARMY NAVY
COUNTRY CLUB**



STEVE TOBASH — PROFESSIONAL
CHARLIE MOCK — GOLF COURSE SUPT.
FAIRFAX COURSE

U.S.G.A. RULES GOVERN PLAY


LOCAL RULES
bounds indicated by boundary fence and white stakes.
hazards are defined by yellow stakes. Lateral hazards are defined by red
under repair is defined by orange stakes or encircled by a white stripe.
and sides of macadam and crushed stone paths are obstructions.

Hole	1	2	3	4	5	6	7	8	9	10	11	12	13	14	15	16	17	18	IN	TOTAL	HP	NET		
																				6489	6217	72	74	5737
Front Nine	35	37	35	36	35	34	33	32	31	30	29	28	27	26	25	24	23	22	21	20	3219	6217		
Back Nine	37	36	35	34	33	32	31	30	29	28	27	26	25	24	23	22	21	20	19	18	3219	6217		
Men's Course Ratings	White	69.6	Blue	70.7	OUT	3147	2998	36	13	326	313	2998	36	13	326	313	2998	36	13	326	313	2998	36	13
PAR	4	4	3	4	3	4	5	5	4	5	4	3	5	5	4	5	4	3	4	3	38	74		
SCORE	330	320	329	288	338	347	415	413	310	2694	430	379	141	443	409	411	354	153	323	3043	5737			
STROKE	3	7	17	15	11	5	9	1	13	2	10	16	4	6	12	8	18	14	16	12	14	16		

Fairfax 1981 (or later) Scorecard

Given that this scorecard was produced by Golf Course Supply Corporation of America, which was incorporated January 22, 1981, it must come after this date. As a pictorial card without yardages, it was originally thought to come from 1976 (date of the electronic measurement of the course) to 1978 (introduction of the pictorial/yardage scorecard on April 1, 1978), but this is obviously not possible.

**STEVE TOBASH
PROFESSIONAL**



**CHARLIE MOCK
SUPERINTENDENT**

*Amy Navy Country Club
Fairfax, Virginia*

LOCAL RULES

U.S.G.A. RULES GOVERN PLAY


1. **Out of Bounds** - defined by boundary fence and white stakes. Rule 29-1.
2. **Water Hazards** - defined by yellow lines, where no line exists use break of ground into hazard. Rule 33-2.
3. **Lateral Water Hazards** - defined by red lines, where no lines exist use break of ground into hazard. Rule 33-3.
4. **Ground under repair** - defined by white lines or orange stakes. Rule 32.
5. **Newly planted trees or shrubs** - defined by orange ribbon or stakes. Rule 32-2.
6. **Obstructions** - Cart paths, macadam surfaces and extension of paths marked by white paint. Rule 31.
7. **Embedded ball** - through the green may be lifted, cleaned and dropped, no penalty. Local Rule page 52.
8. **Preferred Lies** - Ball on own fairway may be lifted, cleaned and placed six inches from original lie. No penalty, Local Rule p. 55.
9. **Breach of local rules** - stroke play, two strokes - match play, loss of hole.

HOLE	Men's Course Ratings		HOLE																		TOTAL	HP	NET	
	White	Blue	1	2	3	4	5	6	7	8	9	10	11	12	13	14	15	16	17	18	IN	OUT	6489	6237
374	335	150	396	386	175	417	482	492	482	326	435	396	162	513	475	430	384	187	360	3342	6489			
364	323	147	386	167	362	466	490	490	313	433	384	148	496	457	416	373	165	347	3219	6237				
4	4	3	4	3	4	5	5	5	4	4	4	4	3	5	5	4	4	3	4	36	72			
3	11	17	9	13	7	5	1	15	15	2	8	18	6	12	4	10	16	14						
4	4	3	4	3	4	5	5	5	4	4	4	4	3	5	5	4	4	3	4	38	74			
339	320	129	288	133	347	415	413	310	2694	430	379	141	443	409	411	354	153	323	3043	5737				

Scorecard Provided by Rob Osterhout

Fairfax 1990-1992

This card is identical in format to a Arlington scorecard that credits Charlie Mock as the golf course superintendent. The only years that Bob Wilbur's tenure at Arlington and Charlie Mock's tenure at Fairfax overlap are 1990-1992. It is entirely possible that this scorecard continued in used after Tim Norton took over as the golf course superintendent given that construction began on the 27-hole expansion in April 1993.



ARLINGTON, VA
FAIRFAX COURSE

CHARLES MOCK
SUPERINTENDENT

STEVE TOBASH
PROFESSIONAL

USGA RULES GOVERN PLAY

435	393	160	506	476	441	392	189	359	3351	6534	REPAIR BALL MARKS AND REPLACE DIVOTS
433	385	148	494	457	425	373	169	351	3235	6242	
4	4	3	5	5	4	4	3	4	36	72	
(8)	(12)	(16)	(2)	(4)	(6)	(10)	(18)	(14)			
10	11	12	13	14	15	16	17	18	IN	GROSS HDCP	NET
(5)	(9)	(17)	(3)	(7)	(11)	(1)	(15)	(13)			Post Score Using "Equitable Stroke Control"
5	4	3	5	5	5	4	3	4	38	74	
134	373	138	446	409	408	363	156	323	3050	5727	

Score _____ Attest _____

BLUE	71.8/126	382	333	152	391	182	421	487	512	323	3183
WHITE	70.9/124	367	320	147	376	166	362	468	486	315	3007
PAR	4	4	3	4	3	4	5	5	4	4	36
HANDICAP	(7)	(11)	(17)	(5)	(15)	(9)	(3)	(1)	(13)		
HOLE	1	2	3	4	5	6	7	8	9	OUT	
HANDICAP	(8)	(6)	(18)	(14)	(16)	(12)	(2)	(4)	(10)		
PAR	4	4	3	4	3	4	5	5	4	36	
RED	73.1/128	339	311	129	274	133	347	415	419	310	2677

FOUR HOURS IS PAR FOR 18 HOLES

Date _____

18-Hole to 27-Hole Transition Routing

We do not have any scorecards depicting the construction transition routings

1996 Fairfax Scorecard

This scorecard is of the same design as the Arlington Scorecard dated May 1998. The course ratings on this card is higher than that of the next (1998) card. Given the trend in the ratings is down (the VSGA was unable to provide ratings/slopes prior to 2009), we are placing this scorecard prior to that shown next. The bottom line is that this is an educated guess.

U.S.G.A. RULES GOVERN ALL PLAY
LOCAL RULES:
 Embedded Ball - *through the green.*
 Preferred Lie (when posted) - *one club length, own fairway.*
 New Plants / Shrubs - *marked by stakes or ribbons.*

ALL YARDAGES FROM CENTER OF THE GREENS;
 SPRINKLER HEADS AS INDICATED
 RED DISCS - 100,
 WHITE DISCS - 150,
 BLUE DISCS - 200.

**PLAY 18 HOLES
 IN FOUR HOURS
 OR LESS**

Out of Bounds - *White Stakes*
 Lateral Hazard - *Red Stakes*
 Water Hazard - *Yellow Stakes*
 Ground Under Repair - *White Lines*.

CARE OF THE COURSE:
 Repair ball marks.
 Replace divots.
 Before leaving a bunker, smooth over all holes and footprints.
 Leave rakes in bunkers.
 Carts stay on paths as much as possible at all times.
 Obey all golf cart signs.
 Carts must exit fairway at white posts.
 Keep carts 30 feet from tees and greens.

FAIRFAX COURSE

STEVE TOBASH
PGA Professional

TIM NORRIS, CGCS
Superintendent

	RED										WHITE										BLUE											
	HOLE	1	2	3	4	5	6	7	8	9	HOLE	1	2	3	4	5	6	7	8	9	HOLE	1	2	3	4	5	6	7	8	9		
Blue	355	394	414	180	383	485	523	167	416	3317	Blue	383	157	506	517	164	407	443	381	319	3277	Blue	356	298	165	522	213	573	470	408	329	3334
White	350	384	378	165	368	475	496	155	387	3158	White	358	147	491	485	133	373	428	358	309	3082	White	328	282	153	485	172	514	405	367	317	3023
Gold	345	374	368	123	348	430	450	142	345	2925	Gold	341	137	449	456	107	339	408	348	301	2886	Gold	304	262	118	451	149	493	365	336	275	2753
Red	330	369	274	117	320	410	435	132	313	2700	Red	332	131	439	426	98	329	346	344	301	2746	Red	301	247	103	438	132	460	365	284	267	2597
PAR	4	4	4	3	4	5	5	3	4	36	PAR	4	3	5	5	3	4	4	4	4	36	PAR	4	4	3	5	3	5	4	4	4	36
MENS / LADIES HDCP	6/2	3/7	1/4	8/8	5/6	7/3	2/1	9/9	4/5	MENS / LADIES HDCP	7/4	9/9	3/1	1/3	8/8	2/2	4/7	5/5	6/6	MENS / LADIES HDCP	5/5	4/3	9/9	2/1	8/8	1/2	3/7	7/6	6/4			
+ / -																																

HANDICAP: WHEN AN UNEQUAL NUMBER OF STROKES IS GIVEN, THE EXTRA STROKE SHALL FALL ON THE FRONT NINE.				
Course	Yardages			
	Blue Tees	White Tees	Gold Tees	Red Tees
RED & WHITE NINES	6594	6240	5811	5446
WHITE & BLUE NINES	6611	6105	5639	5343
BLUE & RED NINES	6651	6181	5678	5297

COURSE / SLOPE RATINGS				
TEES				
Course	Blue	White	Gold	Red
RED / MEN	71.9/133	70.3/128	67.8/120	
WHITE / WOMEN		75.6/132	73.2/128	70.8/122
WHITE / MEN	72.4/134	70.2/129	68.0/119	
BLUE / WOMEN		75.5/136	72.6/130	70.3/125
BLUE / MEN	72.1/134	70.1/126	67.8/117	
RED / WOMEN		75.9/136	72.8/129	69.9/123

PLAYER	OUT	IN	TOT	HCP	NET

RED / WHITE
 WHITE / BLUE
 BLUE / RED

SCORER _____ DATE _____

ATTEST _____

2011 Fairfax CRI Phase 2

Hole	1	2	3	4	5	6	7	8	9	Out	10	11	12	13	14	15	16	17	18	In	Total	Hdcp	Net
Original	R-1	R-2	R-3	R-4	R-5	R-6	R-7	R-8	R-9		B-9	B-1	W-1	W-2	W-3	B-8	W-7	W-8	W-9				
Par (men)	4	4	4	3	4	5	5	3	4	36	4	4	4	3	5	4	4	4	4	36			
Hdcp (men)	11	5	1	15	9	13	3	17	7		12	8	16	18	2	14	4	6	10				
+ / -																							
Par (ladies)	4	4	4	3	4	5	5	3	4	36	4	4	4	3	5	4	4	4	4	36	72		
Hdcp (ladies)	3	13	7	15	11	5	1	17	9		6	10	4	18	2	14	16	8	12				

Hole	1	2	3	4	5	6	7	8	9	Out	10	11	12	13	14	15	16	17	18	In	Total	
Original	R-1	R-2	R-3	R-4	R-5	R-6	R-7	R-8	R-9		B-9	B-1	W-1	W-2	W-3	B-8	W-7	W-8	W-9			
Par	4	4	4	3	4	5	5	3	4	36	4	4	4	3	5	4	4	4	4	36	72	
Blue	355	394	414	163	360	460	501	167	416	3230	318	349	383	157	470	406	428	375	319	3205	6435	
White	350	384	378	137	309	434	496	155	387	3030	313	320	358	147	464	377	393	354	309	3035	6065	
Gold	345	374	368	131	276	428	443	142	345	2852	296	294	341	137	424	347	360	308	301	2808	5660	
Red	330	369	274	83	249	395	392	132	313	2537	271	237	332	131	370	308	318	252	301	2520	5057	
Temporary USGA Course Rating / Slope Rating										Special Directions / Local Rule Due To Construction												
		Men Blue	Men White	Men Gold	Women White	Women Gold	Women Red	Players may not enter the construction area at any time for any reason. When proceeding from hole #14 (W-3) to hole #15 (B-8), follow directional signs to avoid the construction area and proceed along the gravel path through the trees. Walking players may use the shuttle carts provided for play at #10 (B-9), #11 (B-1) & #15 (W-7). Please return carts to staging area immediately after use.														
Front 9		35.3 133	34.4 121	33.7 118	37.1 129	36.1 124	34.3 116	If a player's ball comes to rest on the course and not in a hazard, all construction material (including safety fence & silt barrier) is Temporary Immovable Obstruction (TIO). The ball may be dropped without penalty at the nearest point that provides complete relief for the player's stance, swing and intended line of play. Line of play includes trajectory.														
Back 9		35.4 131	34.6 132	33.5 128	37.3 131	36.0 126	34.4 119															
18 Holes		70.7 132	69.0 127	67.2 123	74.4 130	72.1 125	68.7 118															

2012 Fairfax CRI Phase 3

Hole	1	2	3	4	5	6	7	8	9	Out	10	11	12	13	14	15	16	17	18	In	Total	Hdcp	Net
Original	B1	B2	B3	B4	B5	B6	B7	B8	B9		R4	R5	R6	R7	W3	W4	W5	W6	W7				
Par (men)	4	4	3	5	3	5	4	4	4	36	3	4	5	5	5	3	4	4	4	38	74		
Hdcp (men)	9	7	17	3	15	1	5	13	11		16	12	14	4	8	2	18	6	10				
+ / -																							
Par (ladies)	4	4	3	5	3	5	4	4	4	36	3	4	5	5	5	3	4	4	4	38	74		
Hdcp (ladies)	9	5	17	1	15	3	13	11	7		16	12	10	2	4	8	18	6	14				

Hole	1	2	3	4	5	6	7	8	9	Out	10	11	12	13	14	15	16	17	18	In	Total		
Original	B1	B2	B3	B4	B5	B6	B7	B8	B9		R4	R5	R6	R7	W3	W4	W5	W6	W7				
Par	4	4	3	5	3	5	4	4	4	36	3	4	5	5	5	3	4	4	4	38	74		
Black	353	293	155	524	212	560	477	412	340	3326	192	388	486	531	500	514	152	414	457	3634	6960		
Blue	349	273	137	506	200	550	443	406	318	3182	163	360	460	501	470	508	140	408	428	3438	6620		
White	320	261	126	472	174	511	410	377	313	2964	137	309	434	496	464	480	132	381	393	3226	6190		
Green	294	237	99	429	147	449	290	347	296	2588	131	276	428	443	424	444	95	345	360	2946	5534		
Red	237	231	85	382	125	407	286	308	271	2332	83	249	395	392	370	374	90	287	318	2558	4890		
Temporary USGA Course Rating / Slope Rating										Special Directions / Local Rule Due To Construction													
		Men Black	Men Blue	Men White	Men Green	Women White	Women Green	Women Red	Players may not enter the construction area at any time for any reason. When travelling from Hole #9 (B-9) to Hole #10 (R-4), or from Hole #13 (R-7) to Hole #14 (W-3), or from Hole #18 (W-7) to the clubhouse, remain on the designated path at all times. Do not cross over any fence or cut across any other part of the course.														
Front 9		35.8 127	35.5 125	34.6 123	32.9 113	37.2 133	35.1 119	34.0 115	If a player's ball comes to rest on the course and not in a hazard, all construction material (including safety fence & silt barrier) is Temporary Immovable Obstruction (TIO). The ball may be dropped without penalty at the nearest point that provides complete relief for the player's stance, swing and intended line of play. Line of play includes trajectory.														
Back 9		37.3 141	36.6 137	35.5 129	34.2 126	38.9 138	37.3 136	34.8 123															
18 Holes		73.1 134	72.1 131	70.1 126	67.1 120	76.1 136	72.4 128	68.8 119															

2012 Fairfax Temporary Scorecard

This scorecard is believed to be the temporary scorecard issued after the completion of the CRI in July 2012 as an interim scorecard until the 2013 version (below) was issued. This scorecard has yardages and ratings for five sets of tees (Black, Blue, White, Green and Red), a configuration not documented prior to the 2012 CRI Phase 3 scorecard.

Red Course / FFX										White Course / FFX										Blue Course / FFX																			
Hole	Rating	1	2	3	4	5	6	7	8	9	T	Hole	Rating	1	2	3	4	5	6	7	8	9	T	Hole	Rating	1	2	3	4	5	6	7	8	9	T				
Black	36.0 / 138	356	396	412	192	388	486	531	151	406	3318	Black	35.9 / 133	364	160	500	514	152	414	457	396	311	3268	Black	36.5 / 128	353	293	155	524	212	560	477	412	340	3326				
Blue	35.1 / 129	350	388	375	163	360	460	501	139	372	3108	Blue	35.4 / 131	358	154	470	508	140	408	428	375	305	3146	Blue	36.0 / 126	348	273	137	506	200	550	443	406	319	3182				
White	34.1 / 127 (m)	332	360	337	137	309	434	496	131	365	2901	White	34.4 / 130 (m)	331	135	464	480	132	381	393	354	293	2963	White	35.0 / 123 (m)	320	261	126	472	174	511	410	377	314	2965				
Green	33.2 / 118 (m)	327	328	300	131	276	428	443	106	334	2673	Green	32.9 / 126 (m)	308	130	424	444	95	345	360	308	267	2681	Green	33.1 / 117 (m)	294	237	99	429	147	449	290	347	296	2568				
Red	31.5 / 113 (m)	241	251	261	83	249	395	392	100	291	2263	Red	31.4 / 121 (m)	285	115	370	374	90	287	318	252	269	2350	Red	32.1 / 110 (m)	237	231	85	382	125	407	286	308	271	2332				
Match +/-												Match +/-												Match +/-															
Par	4 4 4 4 4 4 4 4 4 4 4 4											Par	4 3 5 5 3 4 4 4 4 4 4 4												Par	4 4 3 5 3 5 4 4 4 4 4 4													
Hdcp (m/w)	6/2 3/7 1/4 9/8 5/6 7/3 2/1 8/9 4/5											Hdcp (m/w)	8/2 9/9 1/1 2/3 3/4 5/6 4/5 6/8 7/7														Hdcp (m/w)	5/5 4/3 9/9 2/1 8/8 1/2 3/7 7/6 6/4											

2013 Fairfax Scorecard

This scorecard is a “proof” of the 2013 version of the Fairfax scorecard provided by Golf Associates. The only difference between this proof and the actual scorecards is the presence of the revision date (2013) below the company logo. Golf Associates first started to revision date on the actual scorecards in 2016.

Course Information:
Course yardages are measured to green center:

- Red 100 Yards
- White 150 Yards
- Blue 200 Yards
- Gold 250 Yards
- Sprinkler Heads & Tee Plates as Indicated

Lightning Kills!
Storm Warning is provided automatically by the WeatherBug System.

- One Sustained Horn - Danger - Seek Shelter - Course Closed
- Three Intermittent Horns - All Clear - Resume Play

Care For The Course:

- Repair ball marks or other damage on Putting Greens.
- Repair Divots. Kick in edges and fill with sand mix provided.
- Smooth Bunkers. Leave rakes outside bunker after use.
- Observe daily golf cart rules. Return to path as indicated.

U.S.G.A. Rules govern play with the following local exceptions:

- Out of Bounds - In addition to white stakes, all perimeter fences, internal fences bordering pools or tennis courts and the inside edge of roads and parking lot curbs.
- Dropping Zones - Available as additional option for balls entering hazard on hole R-4.
- Ground Under Repair / Play Prohibited - Obvious flower beds, whether marked or not.
- Mulched Areas - Integral to the course - no relief.
- Environmentally Sensitive Area (Daniels Run) - Red stakes with green tops - play and entry prohibited (Appendix I.B.2).
- Young Trees - Marked by Ribbons (Appendix I.B.3).
- Embedded Ball - Through the Green (Appendix I.B.4).
- Stones in Bunkers - Movable Obstructions (Appendix I.B.5).
- Distance Measuring Devices - Permitted (Appendix I.B.9).

Course	Black	Blue	White	Green	Red
Red/White Men	72.3/136	70.7/131	68.7/129	66.4/122	63.1/117
Red/White Ladies			74.4/134	71.3/128	66.6/121
White/Blue Men	72.6/132	71.5/129	69.6/126	66.1/123	63.7/116
White/Blue Ladies			75.1/140	71.3/125	67.9/120
Blue/Red Men	72.7/132	71.2/128	69.1/126	66.5/117	63.6/111
Blue/Red Ladies			74.5/136	71.0/124	67.5/116

Fairfax

GREG SCOTT, PGA
Director of Golf

CARMEN GIANNINI, GCSAA
Superintendent

RED											WHITE											BLUE													
HOLE	I	2	3	4	5	6	7	8	9	Tot	HOLE	I	2	3	4	5	6	7	8	9	Tot	HOLE	I	2	3	4	5	6	7	8	9	Tot			
Black	36.2/136	356	396	412	192	388	486	531	151	406	3318	Black	36.1/135	364	160	500	514	152	414	457	396	311	3268	Black	36.5/128	353	293	155	524	212	560	477	412	340	3326
Blue	35.2/130	350	388	375	163	360	460	501	139	372	3108	Blue	35.5/132	358	154	470	508	140	408	428	375	305	3146	Blue	36.0/126	348	273	137	506	200	550	443	406	319	3182
White	M: 34.1/129 W: 36.9/130	332	360	337	137	309	434	496	131	365	2901	White	M: 34.6/128 W: 37.5/137	331	135	464	480	132	381	393	354	293	2963	White	M: 35.0/123 W: 37.6/141	320	261	126	472	174	511	410	377	314	2965
Green	M: 33.4/116 W: 35.5/127	327	328	300	131	276	428	443	106	334	2673	Green	M: 33.0/128 W: 35.8/128	308	130	424	444	95	345	360	308	267	2681	Green	M: 33.1/117 W: 35.5/127	294	237	99	429	147	449	290	347	296	2588
Men's Handicap	3	2	6	8	7	5	1	9	4			Men's Handicap	5	9	4	3	8	2	1	6	7			Men's Handicap	5	7	9	4	8	2	1	6	3		
Par	4	4	4	3	4	5	5	3	4	36		Par	4	3	5	5	3	4	4	4	4	36		Par	4	4	3	5	3	5	4	4	4	36	
Women's Handicap	5	4	2	7	8	3	1	9	6			Women's Handicap	5	9	3	4	8	2	1	7	6			Women's Handicap	4	6	9	2	8	1	5	7	3		
Red	M: 31.5/111 W: 33.1/117	241	251	261	83	249	395	392	100	291	2263	Red	M: 31.6/122 W: 33.8/125	285	115	370	374	90	287	318	252	259	2350	Red	M: 32.1/110 W: 34.4/114	237	231	85	382	125	407	286	308	271	2332
Family 2	M: 30.5/105 W: 31.6/111	200	235	225	80	245	332	360	97	243	2017	Family 2	M: 30.2/112 W: 31.6/117	240	100	345	350	84	205	250	212	220	2006	Family 2	M: 30.5/110 W: 32.2/103	234	224	80	330	120	350	265	233	187	2023
Family 1	M: 28.8/94 W: 29.1/100	150	175	208	60	182	250	220	79	195	1519	Family 1	M: 28.7/108 W: 29.4/101	180	70	250	260	83	175	186	160	155	1519	Family 1	M: 28.9/101 W: 29.2/97	173	153	67	235	95	260	195	175	155	1508

Date: _____ Scorer: _____ Attest: _____

17

2017 Fairfax Scorecard

This is the first Fairfax scorecard to include the revision date (in this case 10/17), located to the right of the Golf Associates logo in the lower right corner of the back of the card.

<p>Course Information:</p> <ul style="list-style-type: none"> • All course yardages are measured to the green centers: <ul style="list-style-type: none"> ○ Red 100 yards ○ White 150 yards ○ Blue 200 yards ○ Black 250 yards • Most Sprinkler Heads are identified with yardage to green center <p>Lightning Kills!</p> <ul style="list-style-type: none"> • Storm Warning is provided automatically by WeatherBug. • Single Sustained Horn – Dangerous Conditions Exist / Seek Shelter Immediately/ Course Closed • Three Intermittent Horns – All Clear / Resume Play <p>Care For The Course:</p> <ul style="list-style-type: none"> • Repair ball marks or other damage on Putting Greens. • Repair Divots. Kick-in edges and fill with sand mix provided. • Smooth Bunkers. Leave rakes outside bunker after use. • Observe daily cart restrictions. Return carts to path as indicated by white posts. • DO NOT DRIVE CARTS IN THE NO-MOW AREAS. 	<p style="text-align: center;">U.S.G.A. Rules govern play with the following local exceptions:</p> <ul style="list-style-type: none"> • Out of Bounds – In addition to white stakes, all perimeter fences, internal fences bordering pools, tennis courts or maintenance buildings and the inside edge of roads & parking lot curbs. • Dropping Zones – Available as additional option for balls entering hazards on holes R-4. • Ground Under Repair / Play Prohibited – Obvious flower beds, whether marked or not. • Mulched Areas – Integral to the Course – No Relief. • Environmentally Sensitive Area (Daniels Run) – Defined by Hazard Stakes with Green Top – Play or Entry is Prohibited (Appendix I.A.2c, recommended Local Rule in effect). • Young Trees – Identified by Ribbons (Appendix I.A.2b) • Embedded Ball – Through the Green (Appendix I.A.3a) • Stones in Bunkers – Movable Obstructions (Appendix I.A.3f) • Distance Measuring Devices – Permitted (Appendix IV.5) • Deer Tracks – GUR Through the Green and may be repaired on green (Decision 33-8/32) • Goose Dung – Loose Impediment (Decision 33-8/32.7) • Ball on Putting Green Accidentally Moved by Player, Partner, Opponent, Caddy or Equipment – Replace the ball / no penalty (USGA Local Rule Effective January 1, 2017 / Modifies Rules 18-2, 18-3 and 20-1) <table border="1" style="width: 100%; border-collapse: collapse; font-size: small;"> <thead> <tr> <th>Course</th> <th></th> <th>Black</th> <th>Blue</th> <th>White</th> <th>Green</th> <th>Red</th> </tr> </thead> <tbody> <tr> <td rowspan="2">Red/White</td> <td>Men</td> <td>72.3/136</td> <td>70.7/131</td> <td>68.7/129</td> <td>66.4/122</td> <td>63.1/117</td> </tr> <tr> <td>Ladies</td> <td></td> <td></td> <td>74.4/134</td> <td>71.3/128</td> <td>66.6/121</td> </tr> <tr> <td rowspan="2">White/Blue</td> <td>Men</td> <td>72.6/132</td> <td>71.5/129</td> <td>69.6/126</td> <td>66.1/123</td> <td>63.7/116</td> </tr> <tr> <td>Ladies</td> <td></td> <td></td> <td>75.1/140</td> <td>71.3/125</td> <td>67.9/120</td> </tr> <tr> <td rowspan="2">Blue/Red</td> <td>Men</td> <td>72.7/132</td> <td>71.2/128</td> <td>69.1/126</td> <td>66.5/117</td> <td>63.6/111</td> </tr> <tr> <td>Ladies</td> <td></td> <td></td> <td>74.5/136</td> <td>71.0/124</td> <td>67.5/116</td> </tr> </tbody> </table>	Course		Black	Blue	White	Green	Red	Red/White	Men	72.3/136	70.7/131	68.7/129	66.4/122	63.1/117	Ladies			74.4/134	71.3/128	66.6/121	White/Blue	Men	72.6/132	71.5/129	69.6/126	66.1/123	63.7/116	Ladies			75.1/140	71.3/125	67.9/120	Blue/Red	Men	72.7/132	71.2/128	69.1/126	66.5/117	63.6/111	Ladies			74.5/136	71.0/124	67.5/116	 <p style="font-size: 1.2em; font-weight: bold; margin-top: 10px;">Fairfax</p> <div style="display: flex; justify-content: space-around; align-items: center; margin-top: 20px;"> <div style="text-align: center;">  GREG SCOTT, PGA <small>Director of Golf</small> </div> <div style="text-align: center;">  CARMEN GIANNINI, GCSAA <small>Superintendent</small> </div> </div>
Course		Black	Blue	White	Green	Red																																										
Red/White	Men	72.3/136	70.7/131	68.7/129	66.4/122	63.1/117																																										
	Ladies			74.4/134	71.3/128	66.6/121																																										
White/Blue	Men	72.6/132	71.5/129	69.6/126	66.1/123	63.7/116																																										
	Ladies			75.1/140	71.3/125	67.9/120																																										
Blue/Red	Men	72.7/132	71.2/128	69.1/126	66.5/117	63.6/111																																										
	Ladies			74.5/136	71.0/124	67.5/116																																										

RED											WHITE											BLUE													
HOLE	1	2	3	4	5	6	7	8	9	Tot	HOLE	1	2	3	4	5	6	7	8	9	Tot	HOLE	1	2	3	4	5	6	7	8	9	Tot			
Black	36.2/136	356	396	412	192	388	486	531	151	406	3318	Black	36.1/135	364	160	500	514	152	414	457	396	311	3268	Black	36.5/128	353	293	155	524	212	560	477	412	340	3326
Blue	35.2/130	350	388	375	163	360	460	501	139	372	3108	Blue	35.5/132	358	154	470	508	140	408	428	375	305	3146	Blue	36.0/126	348	273	137	506	200	550	443	406	319	3182
White	M: 34.1/129 W: 36.9/130	332	360	337	137	309	434	496	131	365	2901	White	M: 34.6/128 W: 37.5/137	331	135	464	480	132	381	393	354	293	2963	White	M: 35.0/123 W: 37.6/142	320	261	126	472	174	511	410	377	314	2965
Green	M: 33.4/116 W: 35.5/127	327	328	300	131	276	428	443	106	334	2673	Green	M: 33.0/128 W: 35.8/128	308	130	424	444	95	345	360	308	267	2681	Green	M: 33.1/117 W: 35.5/121	294	237	99	429	147	449	290	347	296	2588
Men's Handicap	3	2	6	8	7	5	1	9	4		Men's Handicap	5	9	4	3	8	2	1	6	7		Men's Handicap	5	7	9	4	8	2	1	6	3				
Par		4	4	4	3	4	5	5	3	4	36	Par		4	3	5	5	3	4	4	4	4	36	Par		4	4	3	5	3	5	4	4	4	36
Women's Handicap	5	4	2	7	8	3	1	9	6		Women's Handicap	5	9	3	4	8	2	1	7	6		Women's Handicap	4	6	9	2	8	1	5	7	3				
Red	M: 31.5/111 W: 33.1/117	241	251	261	83	249	395	392	100	291	2263	Red	M: 31.6/122 W: 33.5/125	285	115	370	374	90	287	318	252	259	2350	Red	M: 32.1/110 W: 34.4/114	237	231	85	382	125	407	286	308	271	2332
Family 2	M: 30.5/105 W: 31.6/111	200	235	225	80	245	332	360	97	243	2017	Family 2	M: 30.2/112 W: 31.6/117	240	100	345	350	84	205	250	212	220	2006	Family 2	M: 30.5/110 W: 32.2/103	234	224	80	330	120	350	265	233	187	2023
Family 1	M: 28.8/94 W: 29.1/100	150	175	208	60	182	250	220	79	195	1519	Family 1	M: 28.7/108 W: 29.4/101	180	70	250	260	83	175	186	160	155	1519	Family 1	M: 28.9/101 W: 29.2/97	173	153	67	235	95	260	195	175	155	1508
Date: _____ Scorer: _____											Attest: _____																								

Winter 2018-2019

The record rains and otherwise challenging weather conditions and resulting adverse effect on the condition of the greens lead to the closure of four greens: Blue #5, Blue #7, White #2 and White #4. The below scorecard provides the routing or the resultant 18-hole winter course.

Hole	1	2	3	4	5	6	7	8	9	Out	10	11	12	13	14	15	16	17	18	In	Total	Hdcp	Net
Original	R1	R2	R3	R4	R5	R6	R7	R8	R9		B1	B2	B3	B5	B6	W6	W7	W8	W9				
Par (men)	4	4	4	3	4	5	5	3	4	36	4	4	3	3	5	4	4	4	4	35	71		
Hdcp (men)	5	3	11	15	13	9	1	17	7		8	12	18	16	4	6	2	10	14				
+ / -																							
Par (ladies)	4	4	4	3	4	5	5	3	4	36	4	4	3	3	5	4	4	4	4	35	71		
Hdcp (ladies)	9	7	3	13	15	5	1	17	11		8	12	18	16	2	6	4	14	10				

Hole	1	2	3	4	5	6	7	8	9	Out	10	11	12	13	14	15	16	17	18	In	Total
Original	R1	R2	R3	R4	R5	R6	R7	R8	R9		B1	B2	B3	B5	B6	W6	W7	W8	W9		
Par	4	4	4	3	4	5	5	3	4	36	4	4	3	3	5	4	4	4	4	35	71
Temp Blue	347	356	332	137	357	451	440	131	394	2945	296	266	126	147	503	375	421	350	303	2787	5732
Temp Green	237	251	258	83	273	389	389	100	329	2309	233	231	95	120	402	281	356	252	267	2237	4546
Special Instructions																					
Golf Carts left near B3 green are for SHUTTLE ONLY. Walkers may take a cart staged near B3 green for shuttle to B5 tee. Carts should be left at designated point behind the tee ground at B5. Staff will periodically return carts from B5 back to B3. Holes other than those identified on this temporary scorecard are CLOSED. No play is authorized or permitted on other holes at any time.																					
Temporary USGA Course Rating / Slope Rating																					
	Men	Men	Men	Men	Men	Men	Men	Men	Men	Men	Men	Men	Men	Men	Men	Men	Men	Men	Men	Men	Men
	Blue	Green	Blue	Green	Blue	Green	Blue	Green	Blue	Green	Blue	Green	Blue	Green	Blue	Green	Blue	Green	Blue	Green	Blue
Front 9	34.0	31.2	36.7	33.2	33.0	30.2	36.7	33.2	33.0	30.2	36.7	33.2	33.0	30.2	36.7	33.2	33.0	30.2	36.7	33.2	33.0
Back 9	33.4	31.0	36.5	33.3	33.4	31.0	36.5	33.3	33.4	31.0	36.5	33.3	33.4	31.0	36.5	33.3	33.4	31.0	36.5	33.3	33.4
18 Holes	67.4	62.2	73.2	66.5	66.4	61.2	73.2	66.5	66.4	61.2	73.2	66.5	66.4	61.2	73.2	66.5	66.4	61.2	73.2	66.5	66.4
	126	115	131	121	126	115	131	121	126	115	131	121	126	115	131	121	126	115	131	121	126

2019 Fairfax Scorecard

This scorecard incorporates the revised USGA rules and adds the Robert Trent Jones Society logo to the cover.

Course Information:

- All course yardages are measured to the green centers:
 - Red 100 yards
 - White 150 yards
 - Blue 200 yards
 - Black 250 yards
- Most Sprinkler Heads are identified with yardage to green center
- Flag color indicates pin location on green as follows:
 - Red - Front 1/3 of green
 - White - Center 1/3 of green
 - Yellow - Back 1/3 of green

Lightning Kills!

- Storm Warning is provided automatically by WeatherBug.
- Single Sustained Horn - Dangerous Conditions Exist / Seek Shelter Immediately/ Course Closed
- Three Intermittent Horns - All Clear / Resume Play

Care for the Course:

- Repair ball marks or other damage on Putting Greens.
- Repair Divots. Kick-in edges and fill with sand mix provided.
- Smooth Bunkers. Leave rakes outside bunker after use.
- Observe daily cart restrictions. Return carts to path as indicated by white posts.
- DO NOT DRIVE CARTS IN THE NO-MOW OR PENALTY AREAS.**

USGA Rules govern play with the following exceptions:

- Out of Bounds - In addition to white stakes, course boundaries are defined by perimeter fences, internal fences bordering pools, tennis courts or maintenance buildings and the inside edge of roads & parking lot curbs. A ball coming to rest on or beyond a road or parking lot curb is out of bounds, even if it comes to rest on another part of the course that is in bounds for other holes.
- Dropping Zones - Available as additional option for balls entering penalty area on holes R-6, W-3 or B-4 at Arlington and on hole R-1 at Fairfax.
- No Play Zone / Ground Under Repair - Obvious flower beds, whether marked or not
- No Play Zone / Penalty Area (ARI, W-4 and B-8 / FFX Daniels Run) - Entry into or play from is prohibited - defined by red or yellow stakes with green top (Proceed under Rule 16.1f or 17.1e)
- No Play Zone / Young Trees - Identified by Ribbons (Official Guide, Model Local Rule E.10 in effect)
- Mulched areas, including paths or trails covered with mulch or wood chips - Integral Object - Rule 16 does not apply - No Relief, however individual pieces of mulch or chips may be Loose Impediments (Rule 15.1)
- Stone Wall (ARI, R-2) - Integral Object - Rule 16 does not apply - No Relief.
- Deer Tracks - Ground Under Repair (Official Guide, Model Local Rule F-13 in effect)
- Temporary Immovable Obstruction (TIO) - Greenside Fans, whether in the ground or on a trailer (Official Guide, Model Local Rule F-25 in effect)
- Alternative to Stroke & Distance for Ball Out of Bounds or Lost outside a penalty area - Optional relief available (Official Guide, Model Local Rule F-5 in effect)
- Aeration Holes - Relief available (Rule 16.1b)

Course		Black	Blue	White	Green	Red
Red/White	Men	72.1/136	70.6/132	68.8/128	66.5/123	63.3/116
	Ladies		74.5/136	71.7/130		67.5/122
White/Blue	Men	72.4/135	71.1/130	69.3/128	66.2/121	63.7/117
	Ladies		75.0/136	71.3/128		68.0/122
Blue/Red	Men	72.3/134	70.7/130	68.7/126	65.9/120	63.0/114
	Ladies		74.1/135	70.8/127		67.1/121

1924

ARMY NAVY COUNTRY CLUB

Fairfax

GREG SCOTT, PGA
Director of Golf

CARMEN GIANNINI, GCSAA
Superintendent

RED											WHITE											BLUE													
HOLE	1	2	3	4	5	6	7	8	9	Tot	HOLE	1	2	3	4	5	6	7	8	9	Tot	HOLE	1	2	3	4	5	6	7	8	9	Tot			
Black	36.0/134	356	396	412	192	388	486	531	151	406	3318	Black	36.1/137	364	160	500	514	152	414	457	396	311	3268	Black	36.3/133	353	293	155	524	212	560	477	412	340	3326
Blue	35.1/132	350	388	375	163	360	460	501	139	372	3108	Blue	35.5/132	358	154	470	508	140	408	428	375	305	3146	Blue	35.6/128	348	273	137	506	200	550	443	406	319	3182
White	M: 34.1/126 W: 36.9/135	332	360	337	137	309	434	496	131	365	2901	White	M: 34.7/129 W: 37.7/137	331	135	464	480	132	381	393	354	293	2963	White	M: 34.6/126 W: 37.3/135	320	261	126	472	174	511	410	377	314	2965
Green	M: 33.1/122 W: 35.6/129	327	328	300	131	276	428	443	106	334	2673	Green	M: 33.4/124 W: 36.1/131	308	130	424	444	95	345	360	308	267	2681	Green	M: 32.8/118 W: 35.2/125	294	237	99	429	147	449	290	347	296	2588
Men's Handicap	3	2	6	8	7	5	1	9	4		Men's Handicap	5	9	4	3	8	2	1	6	7		Men's Handicap	5	7	9	4	8	2	1	6	3				
Par	4	4	4	3	4	5	5	3	4	36	Par	4	3	5	5	3	4	4	4	4	36	Par	4	4	3	5	3	5	4	4	4	36			
Women's Handicap	5	4	2	7	8	3	1	9	6		Women's Handicap	5	9	3	4	8	2	1	7	6		Women's Handicap	4	6	9	2	8	1	5	7	3				
Red	M: 31.3/113 W: 33.3/120	241	251	261	83	249	395	392	100	291	2263	Red	M: 32.0/119 W: 34.2/126	285	115	370	374	90	287	318	252	259	2350	Red	M: 31.7/114 W: 33.8/120	237	231	85	382	125	407	286	308	271	2332
Family 2	M: 30.3/110 W: 31.8/113	200	235	225	80	245	332	360	97	243	2017	Family 2	M: 30.7/112 W: 32.3/114	240	100	345	350	84	205	250	212	220	2006	Family 2	M: 30.6/110 W: 32.0/111	234	224	80	330	120	350	265	233	187	2023
Family 1	M: 28.5/94 W: 29.1/101	150	175	208	60	182	250	220	79	195	1519	Family 1	M: 28.1/100 W: 29.8/98	180	70	250	260	83	175	186	160	155	1519	Family 1	M: 28.6/98 W: 29.3/98	173	153	67	235	95	260	195	175	155	1508
Date:											Scorer:											Attest:													